


Horizontal Die Grinders (Collet Output)

300EH Series



300EHK;25000;1/4

300GH Series

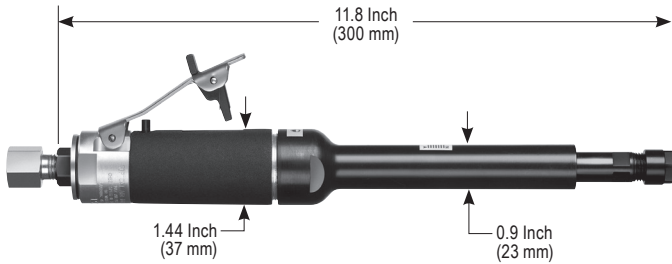


300GHD;25000;1/4

Collet Type/Capacity	Exhaust Direction	Rated Speed	Lever Style	MODEL NUMBER
ER Style Insert Collet 1/4 Inch or (7 mm) Maximum	Rear	30000 RPM	Standard Lever	300EH;30000;1/4
			Safety Lever	300EHK;30000;1/4
		25000 RPM	Standard Lever	300EH;25000;1/4
			Safety Lever	300EHK;25000;1/4

Collet Type/Capacity	Exhaust Direction	Rated Speed	Lever Style	MODEL NUMBER
1/4 Inch Standard ER Style Insert Collet 3/8 Inch or (10 mm) Maximum	Side	30000 RPM	Standard Lever	300GHD;30000;1/4
			Safety Lever	300GHDK;30000;1/4
			Standard Lever	300GHDR;30000;1/4
			Safety Lever	300GHDRK;30000;1/4
	Rear	25000 RPM	Standard Lever	300GHD;25000;1/4
			Safety Lever	300GHDK;25000;1/4
			Standard Lever	300GHDR;25000;1/4
			Safety Lever	300GHDRK;25000;1/4

HORIZONTAL GRINDERS



Rear Exhaust Only



0.7 H.P.
(600 W)




25 cfm
(11.8 L/s) Max



2.0 Lbs. (0.9 Kg) Aluminum
2.4 Lbs. (1.1 Kg) Steel



1/4" NPT Inlet
3/8" (10 mm) Hose Size



Side or Rear Exhaust



Insert Style or 2 Pc.
Collets are available.



0.7 H.P.
(600 W)



25 cfm
(11.8 L/s) Max



2.4 Lbs. (1.1 Kg) Aluminum
2.8 Lbs. (1.3 Kg) Steel

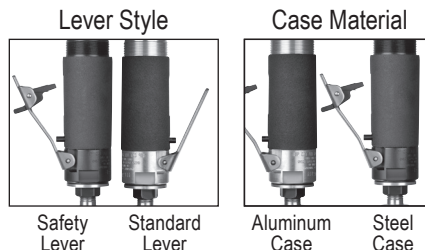


1/4" NPT Inlet
3/8" (10 mm) Hose Size

STANDARD EQUIPMENT

- Tool
- Operating Instructions and Service Manual
- Wrenches (sizes based on options)

300EH & 300GH Series Alternate Options



Inserted Tool Mounting

